

Before you can install the seat in the vehicle, you have to mount 2 anchor belts which will be connected with the connectors at the backside of the child seat. The anchor belts have to be connected with the vehicle.



Installation on the back seat

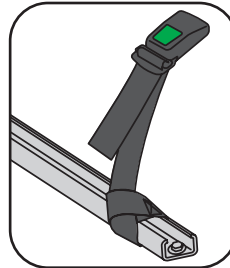
Using the front seat

- Insert the belt loop through the gap between the seat cushion and the seat back on the front seat of the vehicle. Then bring the locking device through the belt loop and tighten.



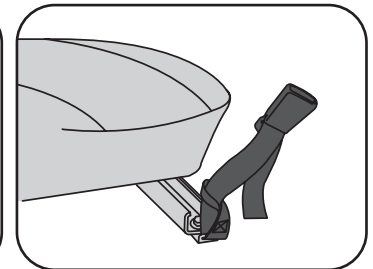
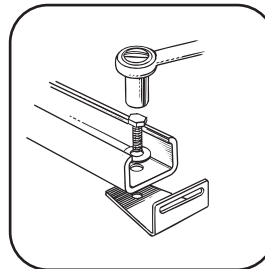
Using the rails of the front seat with a loop

- Secure an anchor belt round each of the rails of the front seat of the vehicle by bringing the locking device of the anchor belt through the belt loop. Pull tight.
- Cross the anchor belts under the front seat of the vehicle.



Using the rails of the front seat with fixing bolts

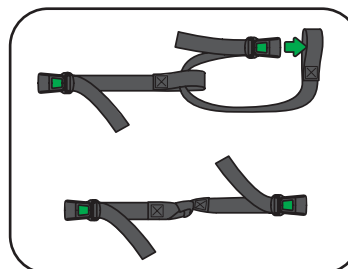
- Release the fixing bolts on the 2 rear/front fixing points of the rails of the front seat of the vehicle.
- The attachment fittings have to go underneath the rail on the vehicle seat chassis. Reassemble the fixing bolts and tighten firmly.
- Thread the belt loop of the anchor belt through the opening of the attachment fitting. Then bring the anchor belt locking device through the belt loop and pull hard.



Installation on the front seat

Using the front seat

- Join the 2 anchor belts together to make a single belt. Put the lock of belt 2 through the loop of the belt 1 and then through the loop of belt 2. Pull it firmly.
- Put the middle part of the anchor belt over the inner part of the vehicle seat. Bring the two ends of the anchor belt under the front seat of the vehicle and bring them upwards to the seat.



Using the rails of the front seat with fixing bolts

- Release the fixing bolts on the 2 rear/front fixing points of the rails of the front seat of the vehicle.
- The attachment fittings have to go underneath the rail on the vehicle seat chassis. Reassemble the fixing bolts and tighten firmly.
- Thread the belt loop of the anchor belt through the opening of the attachment fitting. Then bring the anchor belt locking device through the belt loop and pull hard.

